



District Report Card: 2017


State: Bihar	District: Kishanganj
Class: 8	Subject: Language
Schools: 50	Students: 1088


Participation/Coverage


Students

<div>GENDER</div> <div></div>	Boys		Girls	
	Number	%	Number	%
	398	36.58	690	63.42

<div>AREA</div> <div></div>	Rural		Urban	
	Number	%	Number	%
	1008	92.65	80	7.35

<div>CATEGORY</div> <div></div>	SC		ST		OBC		GEN	
	Number	%	Number	%	Number	%	Number	%
	128	11.76	34	3.13	492	45.22	434	39.89

<div>CWSN</div> <div></div>	LD	VI	HI	S&LD	ID	Oth
	2	2	3	3	3	3

<div>Management</div> <div></div>	Government		Government-aided	
	Number	%	Number	%
	1068	98.16	20	1.84

Average Performance of Students in Language (%)

Overall	Gender		Area		Management		Social Group			
	Male	Female	Rural	Urban	Govt.	Aided	SC	ST	OBC	GEN
53.73	55.98	52.43	53.58	55.67	53.78	51.00	50.21	60.78	54.39	53.47

Performance on Learning Outcomes (LOs)

Learning Outcomes	Description	Average Performance(%)
L813	Read textual/non-textual materials with comprehension and identifies the details, characters, main idea and sequence of ideas and events while reading	53.73

Range of Performance of Students who Answered Correctly							
Below 30%		30% - 50%		50% - 75%		Above 75%	
Number	%	Number	%	Number	%	Number	%
198	18.20	258	23.71	446	40.99	186	17.10

Lowest Performing Learning Outcomes (LOs)

1 - Read textual/non-textual materials with comprehension and identifies the details, characters, main idea and sequence of ideas and events while reading (53.73)